

# **A66 Northern Trans-Pennine Project**

**Scheme 0102: M6 Junction 40 to Kemplay Bank**

**TR010062**

## **5.18 Engineering Section Drawings (Cross Sections) (Rev 2)**

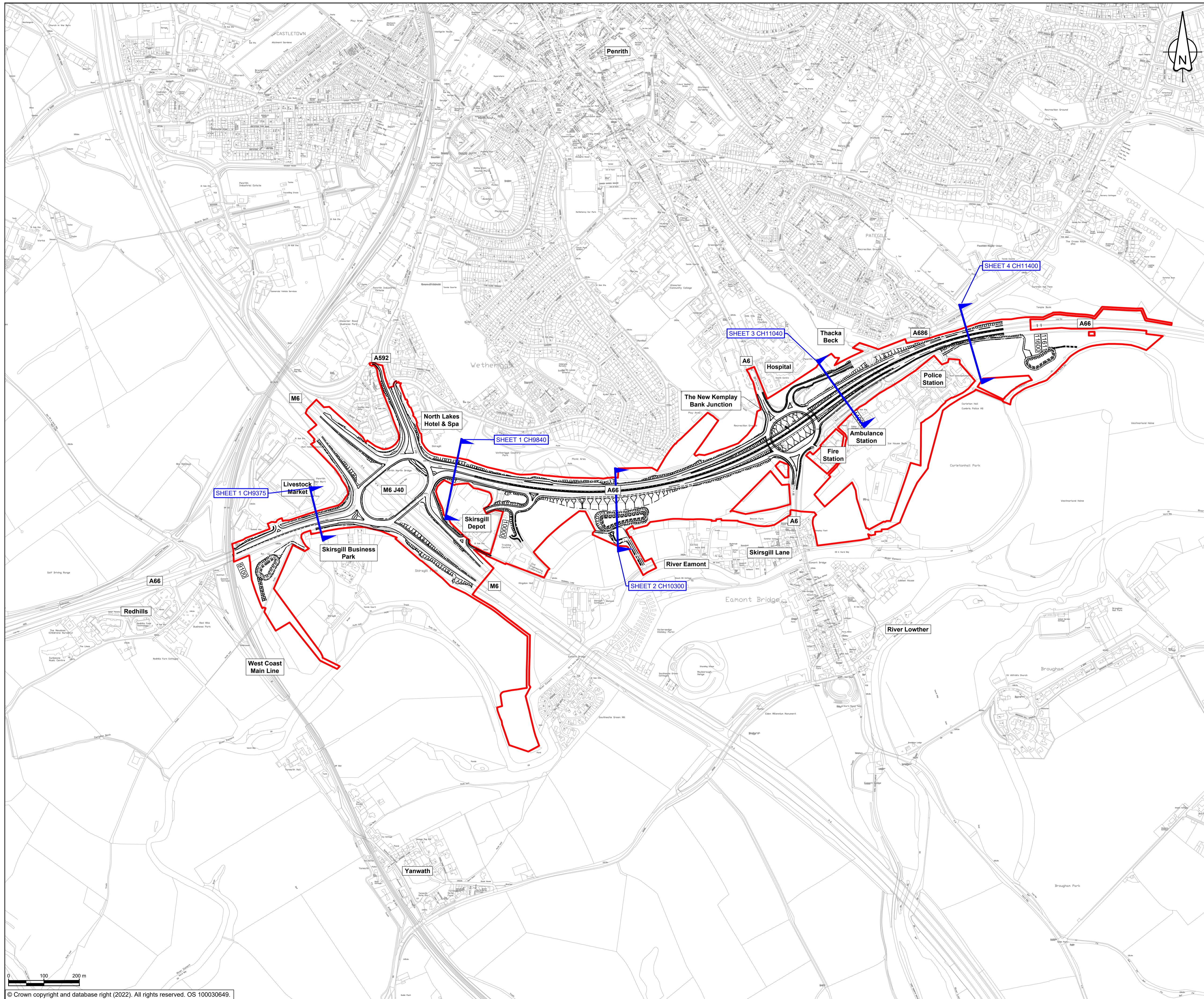
**APFP Regulations 5(2)(o) and 6(2)**

**Planning Act 2008**

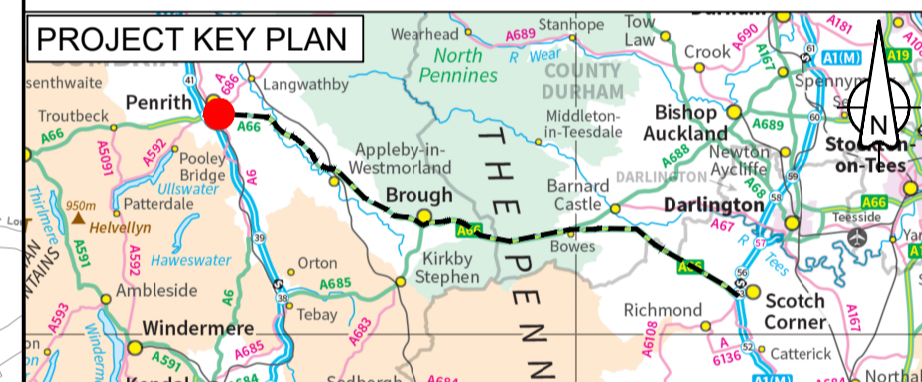
**Infrastructure Planning (Applications: Prescribed Forms and  
Procedure) Regulations 2009**

**Deadline 7**

**09 May 2023**



- NOTES**
- ALL DIMENSIONS ARE IN METRES UNLESS NOTED OTHERWISE.
- KEY**
- THE SCHEME (SHOWN FOR ILLUSTRATIVE PURPOSES ONLY)
  - ORDER LIMITS
  - CHAINAGE (MEASURED DISTANCE ALONG THE SCHEME LENGTH)
  - SECTION MARKER WITH SHEET AND CHAINAGE REFERENCE



C01	For DCO Submission				
	ESWA	FBLA	ASCR	DKID	SBAG
	06/05/22	06/05/22	06/05/22	09/05/22	10/05/22
Revision	Revision details				
	Created	Checked	Reviewed	Approved	Authorised
	dd/mm/yy	dd/mm/yy	dd/mm/yy	dd/mm/yy	dd/mm/yy

Purpose  
DCO APPLICATION

PINS Reference Number  
TR010062/APP/5.18

Client  
3 Piccadilly Place  
Manchester  
M1 3BN



Project Name / Scheme Name  
A66 Northern Trans-Pennine Project  
Scheme 0102  
M6 Junction 40 to Kemplay Bank

Drawing Title  
Engineering Section Drawings  
(Cross Sections)  
Regulation 5(2)(o) & 6(2)  
Key Plan

Project Ref. No.	Stage	Scale : 1:5000	@ A1
---		Dimensions : M	

Drawing Number	Project	Originator	Volume
HE565627	- AMY	- HAC	-
S0102	-DR-CH-	001100	
Location	Type	Role	Number

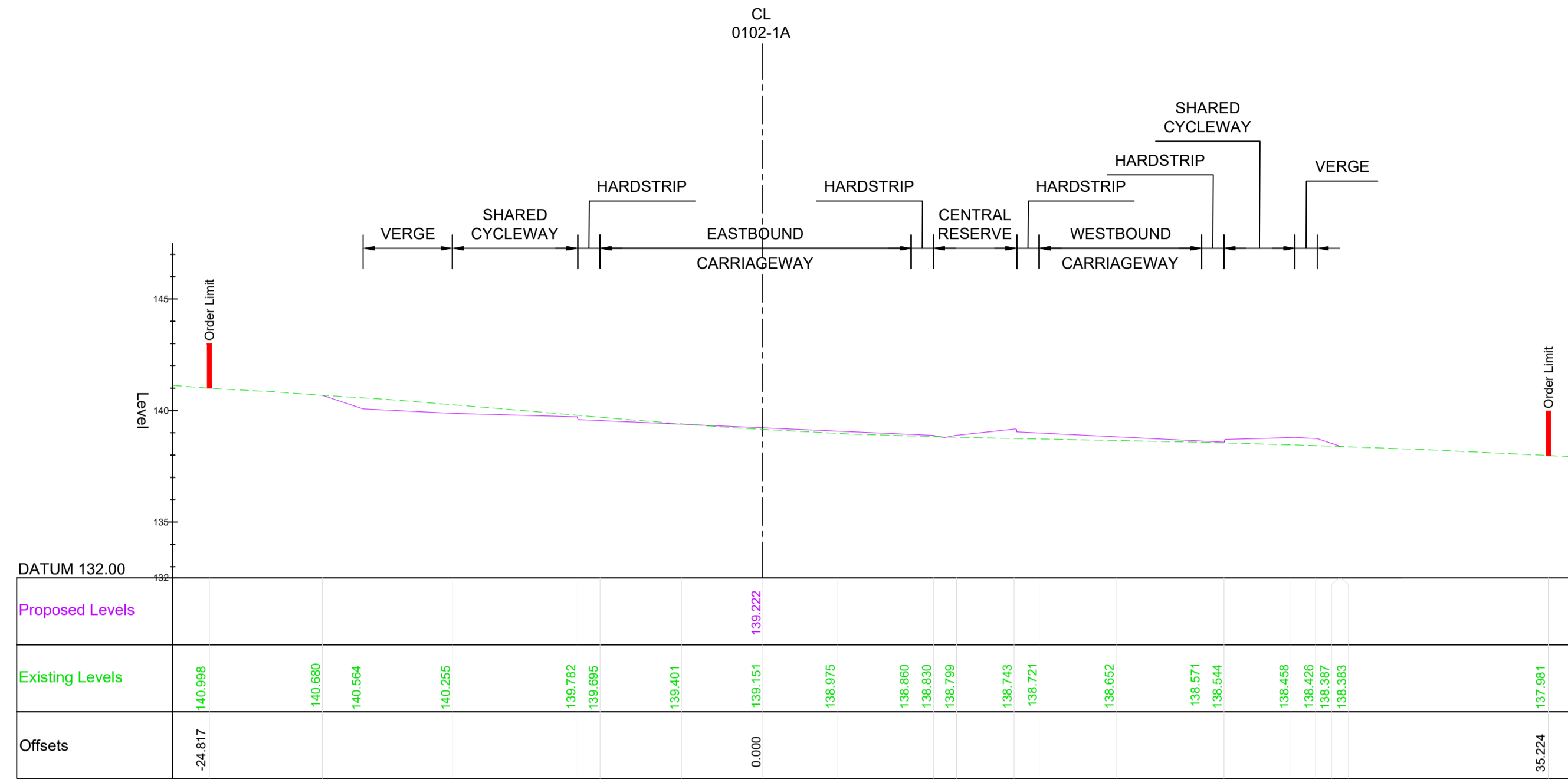
Suitability	Suitability Description	Revision
A	Approved for Stage Complete	C01

**NOTES**

- ALL DIMENSIONS ARE IN METRES UNLESS NOTED OTHERWISE.
- THESE ENGINEERING SECTION DRAWINGS SHOULD BE READ IN CONJUNCTION WITH THE KEY PLAN AND ALONGSIDE OTHER PLANS AND DOCUMENTS IN THE DEVELOPMENT CONSENT ORDER APPLICATION, IN PARTICULAR, THE WORKS PLANS AND SCHEDULE 1 (AUTHORISED DEVELOPMENT) TO THE DEVELOPMENT CONSENT ORDER.
- FOR CHAINAGE PLEASE REFER TO THE ENGINEERING SECTION DRAWINGS (PLAN AND PROFILES).
- WORK No. REFERENCES ARE DETAILED IN THE SCHEDULE 1 (AUTHORISED DEVELOPMENT) TO THE DEVELOPMENT CONSENT ORDER.
- THE DESIGN SHOWN ON THESE ENGINEERING SECTION DRAWINGS IS ILLUSTRATIVE AND WILL BE SUBJECT TO THE DETAILED DESIGN DEVELOPMENT. ANY CHANGES WILL BE LIMITED TO BEING WITHIN THE ORDER LIMITS AND ANY OTHER CONSTRAINTS INCLUDED IN THE DEVELOPMENT CONSENT ORDER.

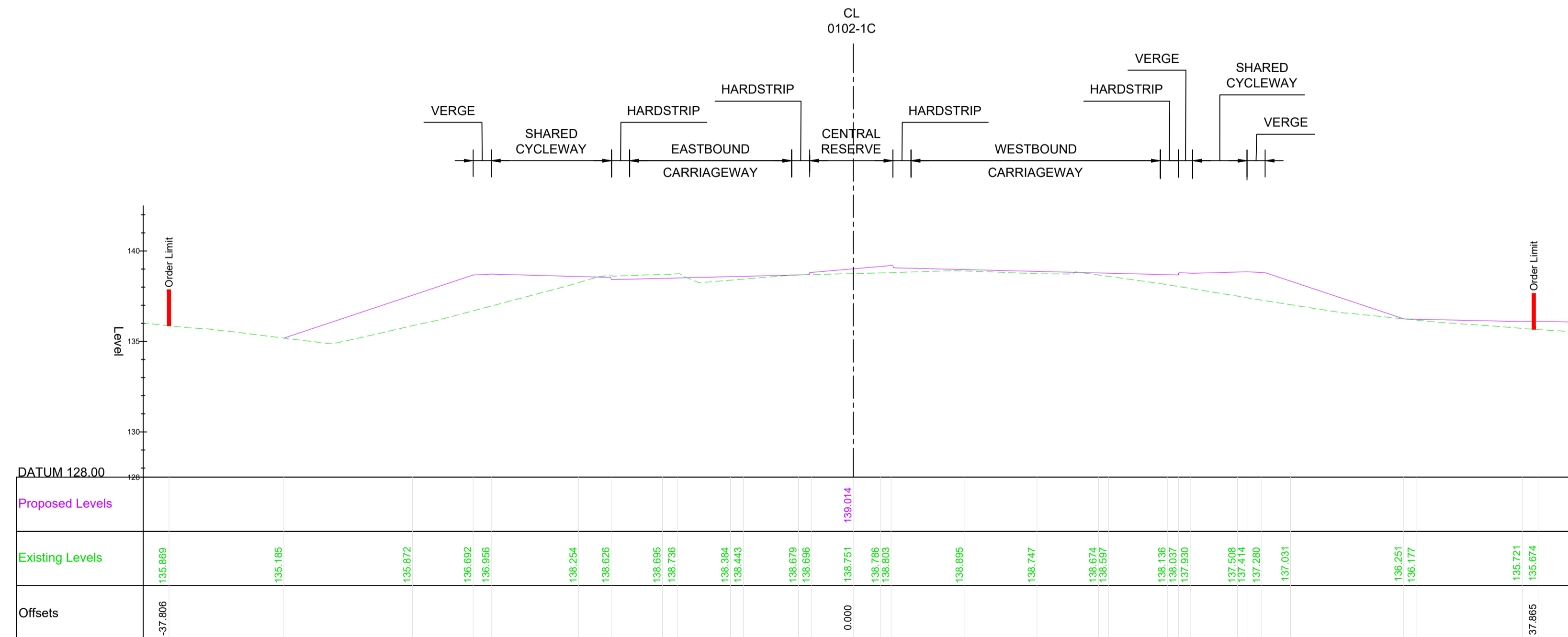
**KEY**

- PROPOSED LEVEL
- - - EXISTING LEVEL
- ORDER LIMITS



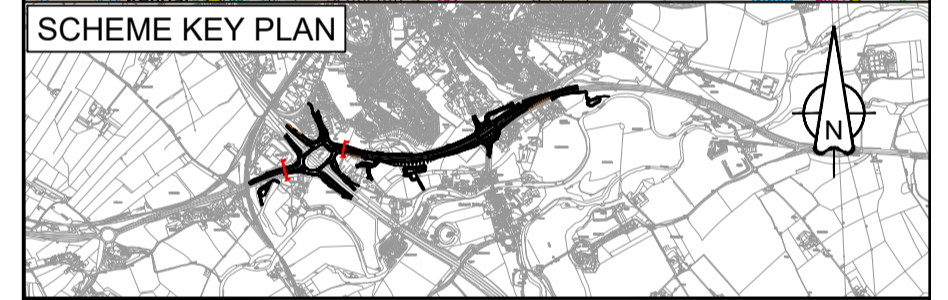
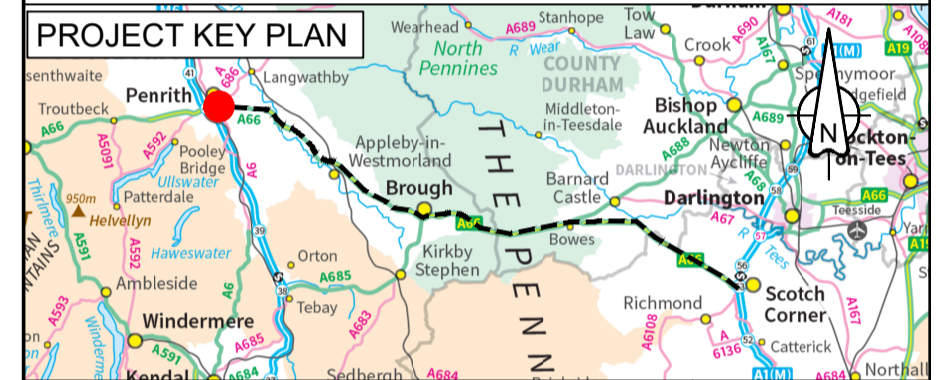
**TYPICAL SECTION CH. 9375 WORK NO. 0102-1A**

Scale 1:200



**TYPICAL SECTION CH. 9840 WORK NO. 0102-1C**

Scale 1:200



For DCO Submission				
ESWA	FBLA	ASCR	SBAG	SBAG
01/06/22	01/06/22	06/06/22	06/06/22	06/06/22

Revision details				
Created	Checked	Reviewed	Approved	Authorised
dd/mm/yy	dd/mm/yy	dd/mm/yy	dd/mm/yy	dd/mm/yy

Purpose: DCO APPLICATION

PINS Reference Number: TR010062/APP/5.18

Client: 3 Piccadilly Place, Manchester, M1 3BN

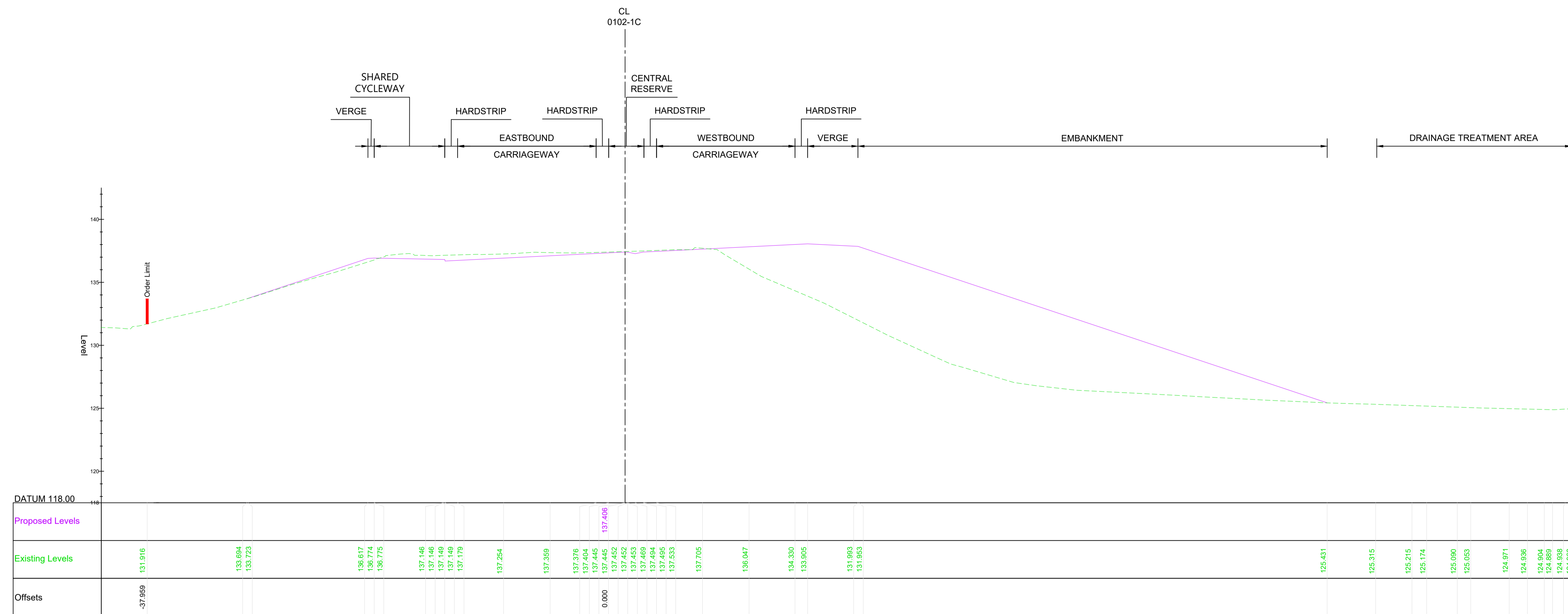
Project Name / Scheme Name: A66 Northern Trans-Pennine Project Scheme 0102 M6 Junction 40 to Kemplay Bank

Drawing Title: Engineering Section Drawings (Cross Sections) Regulation 5(2)(o) & 6(2) Sheet 1 of 4

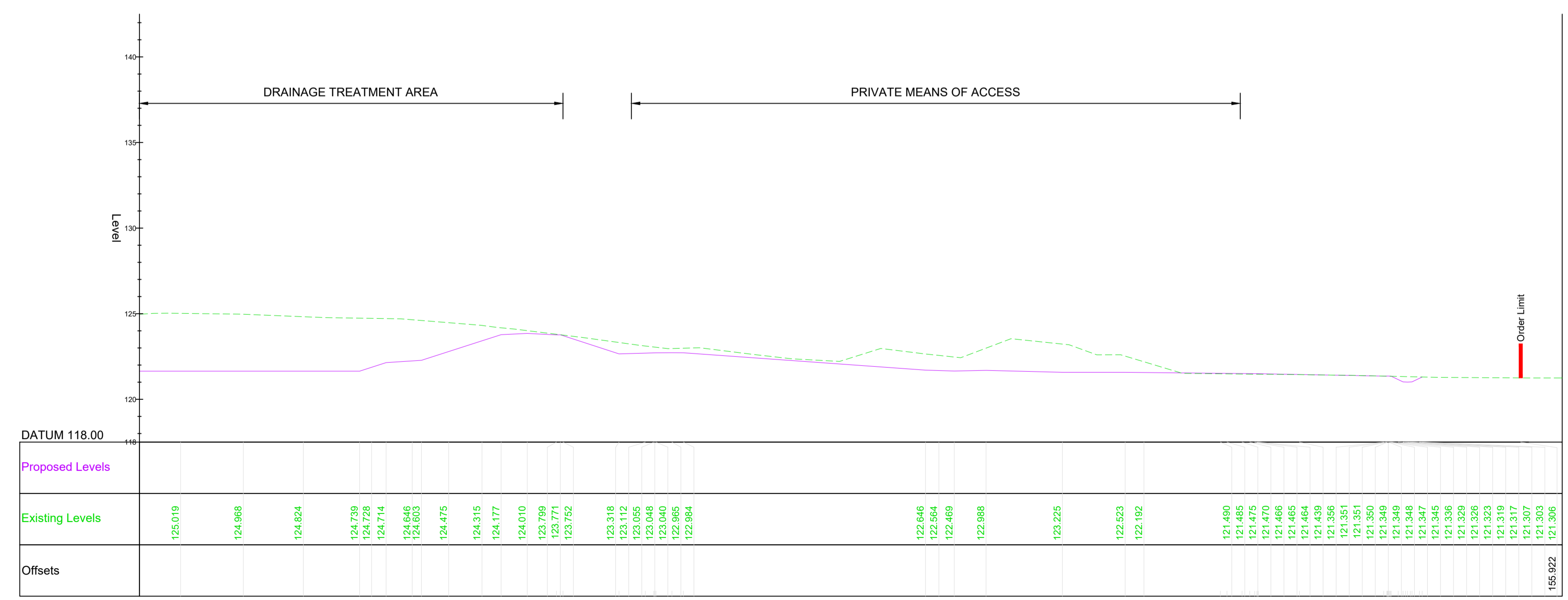
Project Ref. No. ---	Stage PCF3	Scale: 1:200 @ A1
		Dimensions: M

Drawing Number	Project	Originator	Volume
HE565627	- AMY	- HAC	-
S0102	-DR-CH-	001101	
Location	Type	Role	Number

Suitability	Suitability Description	Revision
A	Approved for Stage Complete	C01



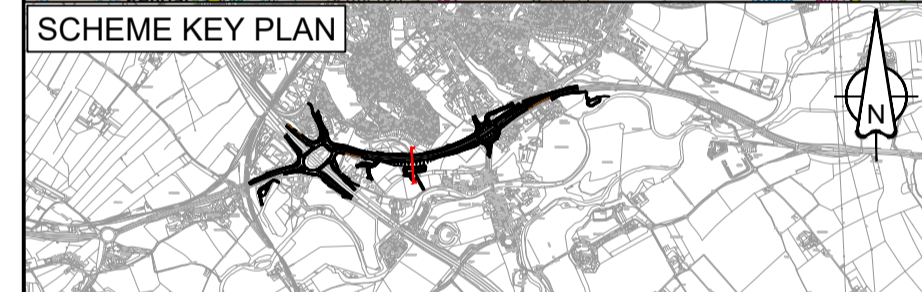
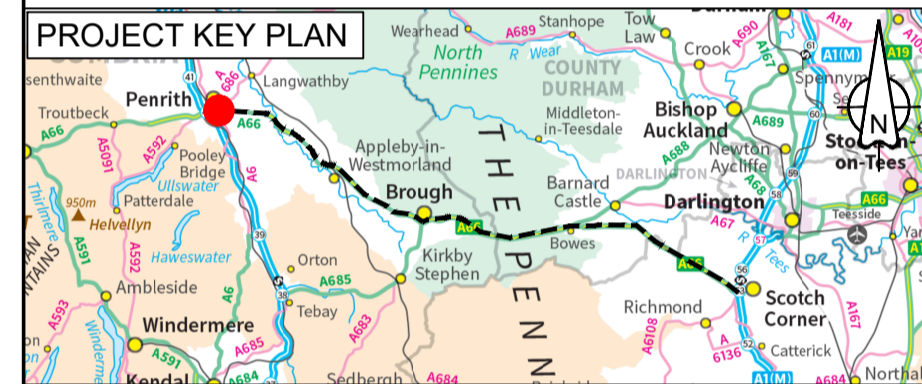
**TYPICAL SECTION CH. 10300 WORK NO. 0102-1C**  
Scale 1:200



**TYPICAL SECTION CH. 10300 (CONT.) WORK NO. 0102-1C**  
Scale 1:200

- NOTES**
- ALL DIMENSIONS ARE IN METRES UNLESS NOTED OTHERWISE.
  - THESE ENGINEERING SECTION DRAWINGS SHOULD BE READ IN CONJUNCTION WITH THE KEY PLAN AND ALONGSIDE OTHER PLANS AND DOCUMENTS IN THE DEVELOPMENT CONSENT ORDER APPLICATION, IN PARTICULAR, THE WORKS PLANS AND SCHEDULE 1 (AUTHORISED DEVELOPMENT) TO THE DEVELOPMENT CONSENT ORDER.
  - FOR CHAINAGE PLEASE REFER TO THE ENGINEERING SECTION DRAWINGS (PLAN AND PROFILES).
  - WORK NO. REFERENCES ARE DETAILED IN THE SCHEDULE 1 (AUTHORISED DEVELOPMENT) TO THE DEVELOPMENT CONSENT ORDER.
  - THE DESIGN SHOWN ON THESE ENGINEERING SECTION DRAWINGS IS ILLUSTRATIVE AND WILL BE SUBJECT TO THE DETAILED DESIGN DEVELOPMENT. ANY CHANGES WILL BE LIMITED TO BEING WITHIN THE ORDER LIMITS AND ANY OTHER CONSTRAINTS INCLUDED IN THE DEVELOPMENT CONSENT ORDER.

- KEY**
- PROPOSED LEVEL
  - EXISTING LEVEL
  - ORDER LIMITS



For DCO Submission				
C01	ESWA	FBLA	ASCR	DKID
	10/05/22	10/05/22	10/05/22	11/05/22
				SBAG
				11/05/22

Revision details				
Revision	Created	Checked	Reviewed	Approved
	dd/mm/yy	dd/mm/yy	dd/mm/yy	dd/mm/yy
			Authorised	
				dd/mm/yy

Purpose: DCO APPLICATION

PINS Reference Number: TR010062/APP/5.18

Client: 3 Piccadilly Place, Manchester, M1 3BN

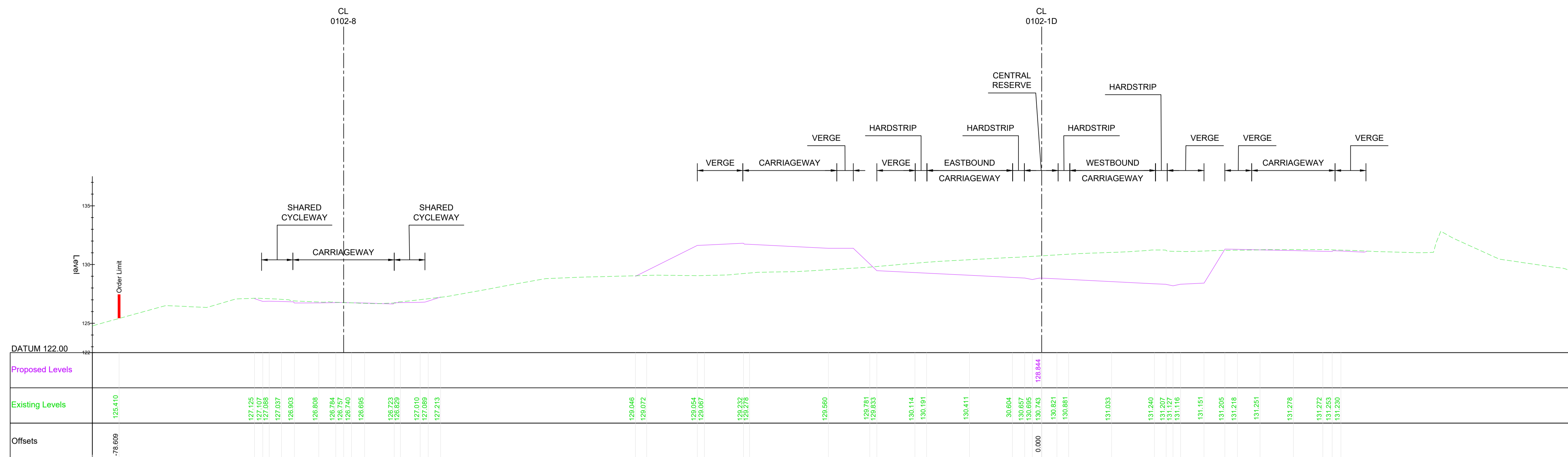
Project Name / Scheme Name: A66 Northern Trans-Pennine Project Scheme 0102 M6 Junction 40 to Kemplay Bank

Drawing Title: Engineering Section Drawings (Cross Sections) Regulation 5(2)(o) & 6(2) Sheet 2 of 4

Project Ref. No.	Stage	Scale	@ A1
---	PCF3	1:200	
		Dimensions	M

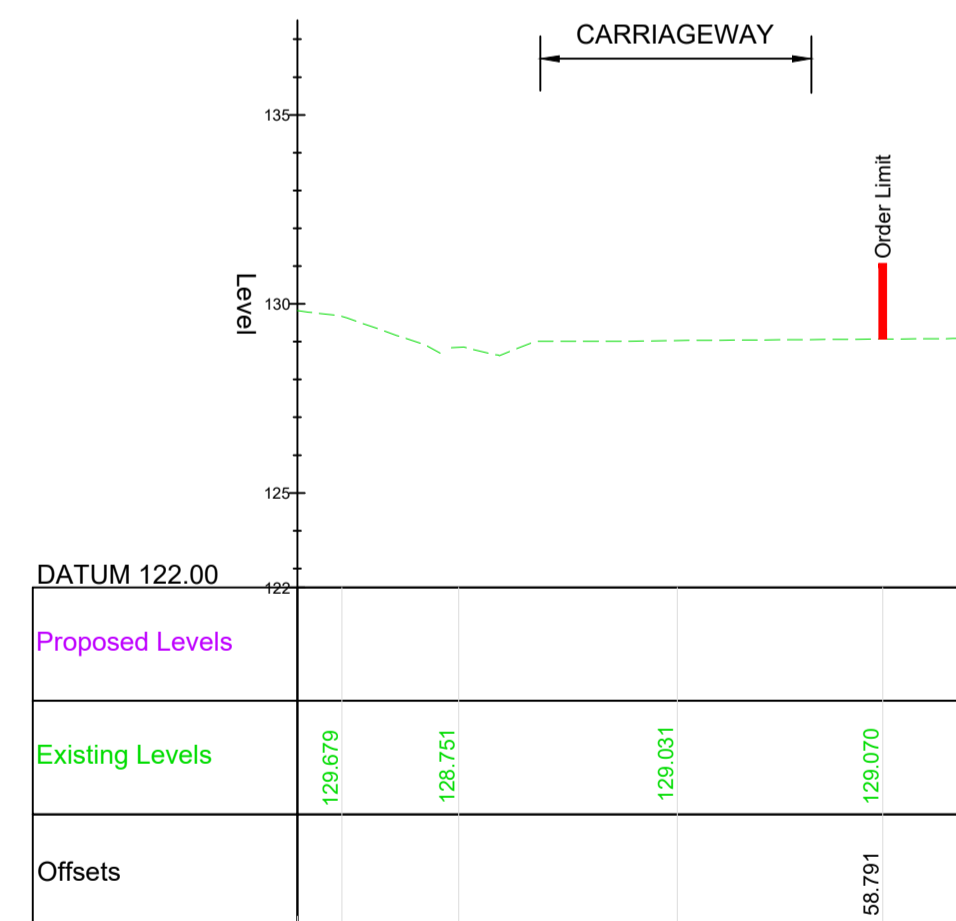
Drawing Number	Project	Originator	Volume
HE565627	- AMY	- HAC	-
S0102	-DR-CH-	101102	
Location	Type	Role	Number

Suitability	Suitability Description	Revision
A	Approved for Stage Complete	C01



TYPICAL SECTION CH. 11040 WORK NOS. 0102-8 AND 0102-1D

Scale 1:200



TYPICAL SECTION CH. 11040 (CONT.) WORK NO. 0102-1D

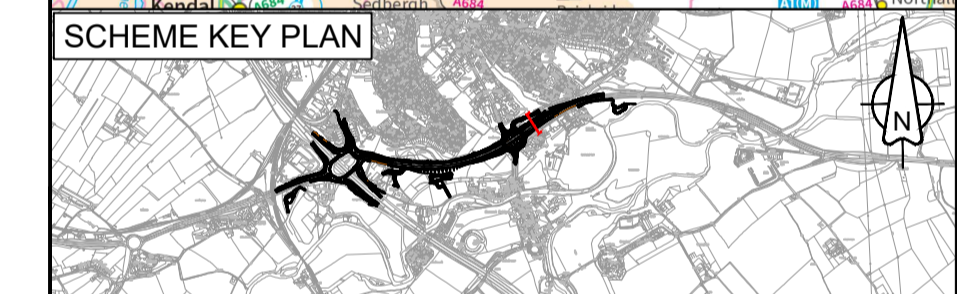
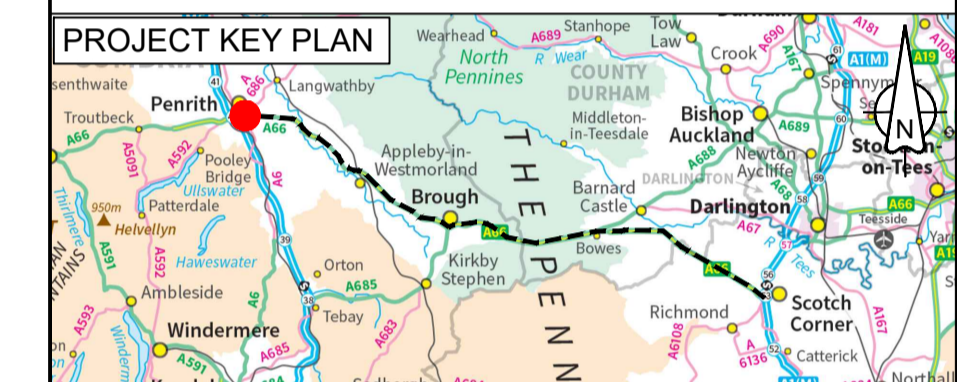
Scale 1:200

NOTES

- ALL DIMENSIONS ARE IN METRES UNLESS NOTED OTHERWISE.
- THESE ENGINEERING SECTION DRAWINGS SHOULD BE READ IN CONJUNCTION WITH THE KEY PLAN AND ALONGSIDE OTHER PLANS AND DOCUMENTS IN THE DEVELOPMENT CONSENT ORDER APPLICATION. IN PARTICULAR, THE WORKS PLANS AND SCHEDULE 1 (AUTHORISED DEVELOPMENT) TO THE DEVELOPMENT CONSENT ORDER.
- FOR CHAINAGE PLEASE REFER TO THE ENGINEERING SECTION DRAWINGS (PLAN AND PROFILES).
- WORK No. REFERENCES ARE DETAILED IN THE SCHEDULE 1 (AUTHORISED DEVELOPMENT) TO THE DEVELOPMENT CONSENT ORDER.
- THE DESIGN SHOWN ON THESE ENGINEERING SECTION DRAWINGS IS ILLUSTRATIVE AND WILL BE SUBJECT TO THE DETAILED DESIGN DEVELOPMENT. ANY CHANGES WILL BE LIMITED TO BEING WITHIN THE ORDER LIMITS AND ANY OTHER CONSTRAINTS INCLUDED IN THE DEVELOPMENT CONSENT ORDER.

KEY

- PROPOSED LEVEL
- EXISTING LEVEL
- ORDER LIMITS



C02	DC-03 Updates to Work Nos				
	FBLA	FBLA	ASCR	DKID	SBAG
	21/04/23	21/04/23	03/05/23	03/05/23	03/05/23

Revision	Revision details				
	Created	Checked	Reviewed	Approved	Authorised
	dd/mm/yy	dd/mm/yy	dd/mm/yy	dd/mm/yy	dd/mm/yy

Purpose  
DCO APPLICATION

PINS Reference Number  
TR010062/APP/5.18

Client  
3 Piccadilly Place  
Manchester  
M1 3BN

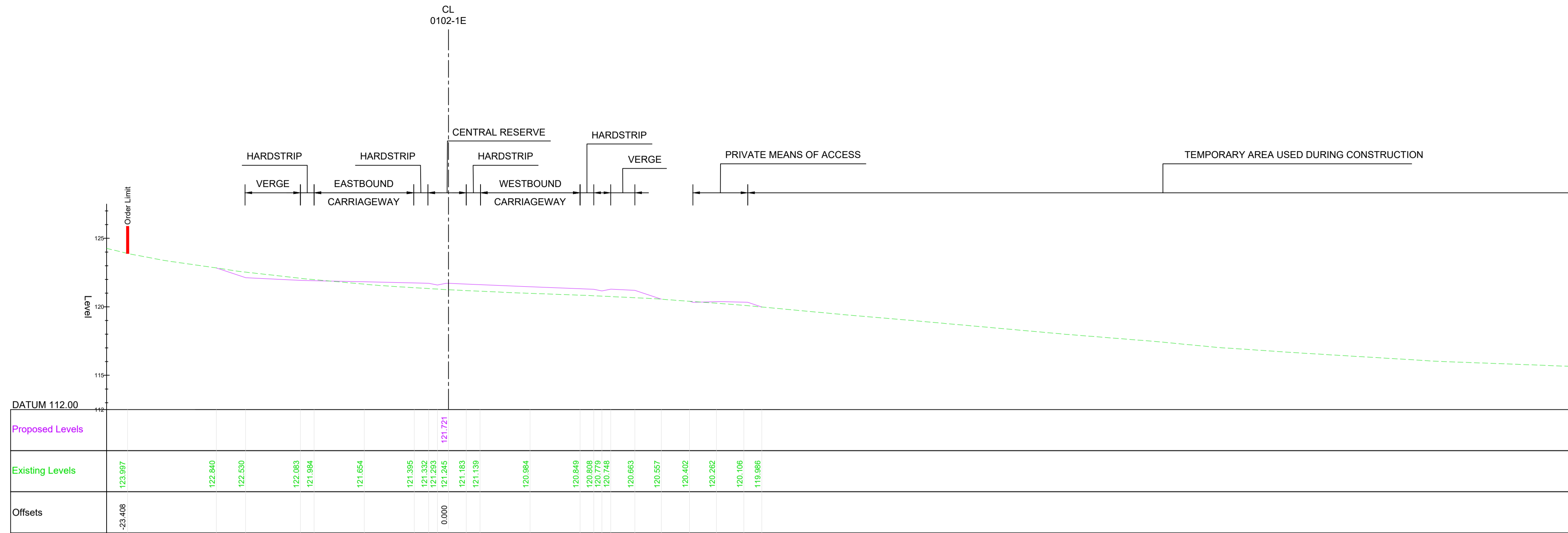
Project Name / Scheme Name  
A66 Northern Trans-Pennine Project  
Scheme 0102  
M6 Junction 40 to Kemplay Bank

Drawing Title  
Engineering Section Drawings  
(Cross Sections)  
Regulation 5(2)(o) & 6(2)  
Sheet 3 of 4

Project Ref. No.	Stage	Scale	@
---	PCF3	1:200	A1
		Dimensions : M	


Drawing Number			
Project	Originator	Volume	
HE565627	AMY	HAC	-
Location	Type	Role	Number
S0102	-DR-CH-		101103

Suitability	Suitability Description	Revision
A	Approved for Stage Complete	C02



**TYPICAL SECTION CH. 11400 WORK NO. 0102-1E**

Scale 1:200



**TYPICAL SECTION CH. 11400 (CONT.) WORK NO. 0102-1E**

Scale 1:200

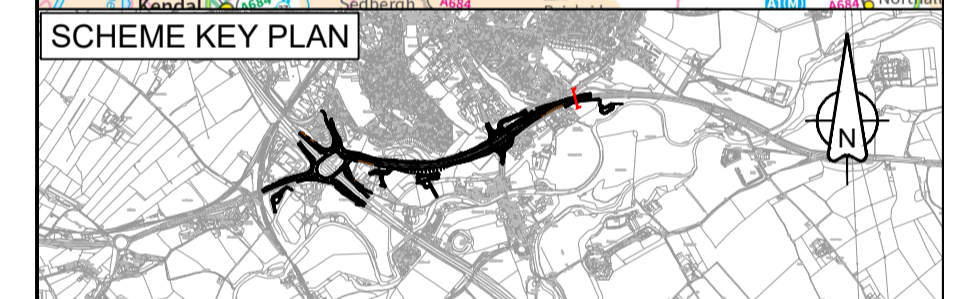
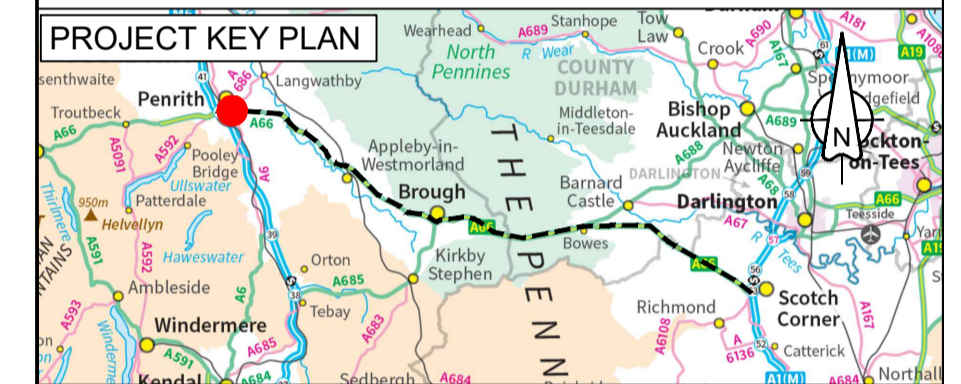


**NOTES**

- ALL DIMENSIONS ARE IN METRES UNLESS NOTED OTHERWISE.
- THESE ENGINEERING SECTION DRAWINGS SHOULD BE READ IN CONJUNCTION WITH THE KEY PLAN AND ALONGSIDE OTHER PLANS AND DOCUMENTS IN THE DEVELOPMENT CONSENT ORDER APPLICATION, IN PARTICULAR, THE WORKS PLANS AND SCHEDULE 1 (AUTHORISED DEVELOPMENT) TO THE DEVELOPMENT CONSENT ORDER.
- FOR CHAINAGE PLEASE REFER TO THE ENGINEERING SECTION DRAWINGS (PLAN AND PROFILES).
- WORK No. REFERENCES ARE DETAILED IN THE SCHEDULE 1 (AUTHORISED DEVELOPMENT) TO THE DEVELOPMENT CONSENT ORDER.
- THE DESIGN SHOWN ON THESE ENGINEERING SECTION DRAWINGS IS ILLUSTRATIVE AND WILL BE SUBJECT TO THE DETAILED DESIGN DEVELOPMENT. ANY CHANGES WILL BE LIMITED TO BEING WITHIN THE ORDER LIMITS AND ANY OTHER CONSTRAINTS INCLUDED IN THE DEVELOPMENT CONSENT ORDER.

**KEY**

- PROPOSED LEVEL
- - - EXISTING LEVEL
- ORDER LIMITS



C02	DC-03 Updates to Work Nos				
	FBLA	FBLA	ASCR	DKID	SBAG
	21/04/23	21/04/23	03/05/23	03/05/23	03/05/23

Revision	Revision details				
	Created	Checked	Reviewed	Approved	Authorised
	dd/mm/yy	dd/mm/yy	dd/mm/yy	dd/mm/yy	dd/mm/yy

Purpose	DCO APPLICATION
PINS Reference Number	TR010062/APP/5.18

Client	3 Piccadilly Place Manchester M1 3BN	
--------	--	--

Project Name / Scheme Name	A66 Northern Trans-Pennine Project Scheme 0102 M6 Junction 40 to Kemplay Bank
----------------------------	---

Drawing Title	Engineering Section Drawings (Cross Sections) Regulation 5(2)(o) & 6(2) Sheet 4 of 4
---------------	---

Project Ref. No.	Stage	Scale	@ A1
---	PCF3	1:200	
		Dimensions	M

Drawing Number	Project	Originator	Volume
	HE565627	AMY	HAC
	S0102	-DR-CH-	101104
	Location	Type	Role
			Number

Suitability	Suitability Description	Revision
A	Approved for Stage Complete	C02